



Version 1

Admin Area – How To Add A Campaign

THE LOYALTY BOX is a combination of world-class technology, backed by a professional support team ensuring that your program is a success.

Table of Contents

Add a Campaign.....3

Limiting Credits.....7

Support.....8

Add a Campaign

Log onto <https://admin.theloyaltybox.com> and enter in your login details.

1. Roll your mouse Campaigns → Click

Add Campaign

A .Details

Details	Campaign Format	Conditions
Details		
Name:	<input type="text" value="Sms Campaign to Tenants"/>	
Campaign Type:	<input checked="" type="radio"/> Bulk Campaign <input type="radio"/> Trigger Campaign	
Description:	<input type="text" value="Free afternoon snack for loyalty tenants"/>	
Status:	<input type="text" value="Active"/>	
<input type="button" value="Save"/>	<input type="button" value="Close"/>	

Click save

2. Roll your mouse over Campaign Format

Click SMS if it's a SMS Campaign and fill in the details

Details Campaign Format Conditions

Campaign Format

Email SMS Both

SMS

Append Fields: Select a field to append to the SMS text

firstname

SMS Text: 160 characters remaining

Chicken Stop Jubilee wants to thank you for your loyalty. For the next 2 hours from now(16h00)first 50 tenants get 1 free vetkoek! Kindly Produce loyalty card!

Click save

3. Roll your mouse over Conditions

Details Campaign Format **Conditions**

Conditions

If of the following conditions are :

Click Add condition

Details Campaign Format **Conditions**

Conditions

If of the following conditions are :

Category:

Operator:




Value:

(Un)Select All

Chicken Stop Loyalty Customer Card Chicken Stop Tenant Card Chicken Stop Test Card set

Click save

On your right hand side Click Send




SUMMARY    [Send](#)

Send To:	177	Credits Needed:	177	Credits Available:	23
Limit Send:	<input type="checkbox"/>				
Send Later:	<input type="checkbox"/>				
<input type="checkbox"/> show less send options...					


Limit Credits

If you want to limit your Credits




Click Show more send option on your right

SUMMARY    **Send**

Send To: 1 **Credits Needed:** 1 **Credits Available:** 22


 show more send options...

On Limit Quantity type in the number

SUMMARY    **Send**


Send To: 1 **Credits Needed:** 1 **Credits Available:** 22

Limit Send:

Limit Quantity:
zero for all customers 

Randomise Send:
random selection of matching customers

Send Later:

 show less send options...

Then Click  to save

Support

If you have any questions, please contact The Loyalty Box.

South African Contact Number: 010 020 0601

International Contact Number: (+27)10 020 0601

Email Address: support@theloyaltybox.com